










## OZARKVIEW SERIES DATA SHEET

Type	FGIA/ AAMA RATING	Test Size (in.)	Design Pressure (psf)	Water (psf)	Air (cfm/sf @1.57 psf)	U-Factor* (btu/h-ft <sup>2</sup> -°F)	CR or CRF	STC/ OITC*
								
Single Hung	LC-PG50-H	44 x 75	50	7.5	<0.08	.28	61	n/a

*\*Performance varies based on glass selection, contact WinTech for project specific performance. U-Factor based on 3/4" IGU with soft-coat low-e and argon.*

*WinTech's products are tested and certified in a controlled laboratory environment. Field performance will vary due to installation methods, environmental conditions, and product configuration.*

### STANDARD FEATURES:

- Material: Vinyl
- Frame Depth: 3-1/4"
- Typical Wall Thickness: 0.62"
- Standard Infill Options: 3/4"
- Min Size:
  - 18" x 31"
- Max Size:
  - 44" x 75"
- Std. Hardware
  - Sweep Lock
  - Coil Balances

### COLOR OPTIONS:

Exterior	Interior
White	White
Tan	Tan
Black	

### SPECIFICATIONS:

- AAMA/WDMA/CSA/101/I.S.2/A440 (NAFS)
- AAMA 1503
- AAMA 2604 & 2605
- NFRC 100/200/500
- ASTM E90
- ASTM E1332



### CONFIGURATIONS:

