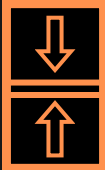










OZARKVIEW SERIES DATA SHEET

Type 	FGIA/ AAMA RATING 	Test Size (in.) 	Design Pressure (psf) 	Water (psf) 	Air (cfm/sf @1.57 psf) 	U-Factor* (btu/h-ft ² -°F) 	CR or CRF 	STC/ OITC* 
Double Hung	LC-PG35-H	44 x 75	35	7.5	<0.10	.29	59	n/a

**Performance varies based on glass selection, contact WinTech for project specific performance. U-Factor based on 3/4" IGU with soft-coat low-e and argon.*

WinTech's products are tested and certified in a controlled laboratory environment. Field performance will vary due to installation methods, environmental conditions, and product configuration.

STANDARD FEATURES:

- Material: Vinyl
- Frame Depth: 3-1/4"
- Typical Wall Thickness: 1/16"
- Standard Infill Options: 3/4" or 7/8"
- Min Size:
 - 19" x 31"
- Max Size:
 - 44" x 75"
- Integral Nail Fin
- Std. Hardware
 - Sweep Lock
 - Coil Balances

COLOR OPTIONS:

Exterior	Interior
White	White
Tan	Tan
Black	

SPECIFICATIONS:

- AAMA/WDMA/CSA/101/I.S.2/A440 (NAFS)
- AAMA 1503
- AAMA 2604 & 2605
- NFRC 100/200/500
- ASTM E90
- ASTM E1332



CONFIGURATIONS:

