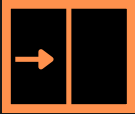










C225 SERIES DATA SHEET

Type	FGIA/ AAMA RATING	Test Size (in.)	Design Pressure (psf)	Water (psf)	Air (cfm/sf @1.57 psf)	U-Factor* (btu/h-ft ² -°F)	CR	STC/ OITC*
								
Horizontal Slider	LC-PG30-HS	71 x 56	30.08	3.75	<0.30	0.49	20	n/a

**Performance varies based on glass selection, contact WinTech for project specific performance. U-Factor based on 5/8" IGU with soft-coat low-e and argon.*

WinTech's products are tested and certified in a controlled laboratory environment. Field performance will vary due to installation methods, environmental conditions, and product configuration.

STANDARD FEATURES:


- Material: Aluminum
- Frame Depth: 2-1/4"
- Typical Wall Thickness: 0.55"
- Standard Infill Options: 5/8" IG
- Min Size:
 - 24" x 16"
- Max Size:
 - 71" x 56"
- Finish Options:
 - Mill, Bronze, or White

ACCESSORIES:

- .75 Jamb Fin
- Architectural Fins
- Regular Fins
- Straight Jamb Fin
- Exterior Jamb Fin
- Perimeter Insulation Retainer Package

SPECIFICATIONS:

- AAMA/WDMA/CSA/101/I.S.2/A440 (NAFS)
- AAMA 1503
- AAMA 2603
- ASTM E90
- ASTM E1332



CONFIGURATIONS:

