
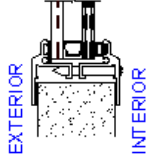
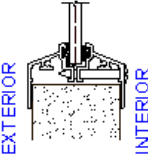
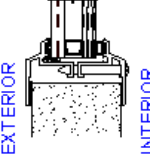
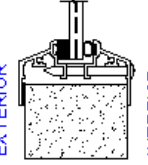

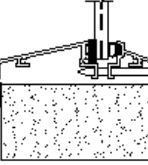
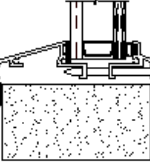
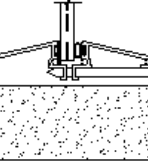
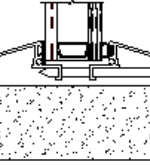


WINTECH

ACCESS DOORS

View Port Submittal Form

Specification of Materials Used

DOOR DEPTH	GLASS THICKNESS*	
	SINGLE 1/4"	INSULATED 7/8" - 1 1/8"
1 1/2"		
1 3/4"		
2"		
3"		
4"		

* OTHER GLASS THICKNESSES AND COMBINATIONS AVAILABLE UPON REQUEST

View Port Construction - 45° degree mitered corners with screw spline assembly:

Aluminum Extrusions – Aluminum made of 6063-T6 with minimum wall thickness .062.

Finish – Mill
 Other _____

Screws – Assembly screws are PPH SMS 6 x 1/2" A ZINC at corners. Installation screws are POH SMS #8 A ZINC self-tapping (Dimension for installation screws are based on overall view port depth, ranging from 1-1/2" to 3").

Exterior Perimeter Tape – 1/8" x 7/16" ARclad® 4416 expanded cellular foam glazing tape. Foam tape is run between perimeter view port for adhesion to skinned door.

Exterior Glazing Sealant – TremGlaze U1600 is a high performance, low modulus, one-component, and moisture curing, polyurethane sealant.

Interior Glazing Bulb Gasket – Vinyl Compression Bulb Glazing Gasket sized at .195" x .225" #A-182 Black.

Corner Joint Sealant – Sikaflex® 201 is a high-quality multi-purpose non-sag 1-c polyurethane sealant that is humidity cure sealant to mechanically butt seal fixed joints.

View Port Glass (if applicable):

- Single (1/4") Insulated (7/8" to 1-1/8")
 8" x 8" 8" x 12" 12" x 12" (**Viewing Size**)
 Other Size: _____

Glass Make up: _____

Note and Special Instructions

- ~ Unless otherwise noted, all view port dimensions are viewing size or D.L.O. (Day Light Opening).
- ~ View Port finish is Mill unless other wise noted. See Finish section.
- ~ Refer to WinTech View Port Installation Manual for proper view port mounting and sealing.
- ~ Tempered glass, when specified, shall be in compliance with "Safety Standard for Architectural Glazing Materials 16 CFR 1201".
- ~ Details are not to scale.

Customer Information:

Project:
Customer:
Engineer:
Contractor: